


Plug-In Voltage Controlled Oscillator

POS-765P+ POS-765P

5V Tuning for PLL IC's 486 to 510 MHz



Features

- 5V tuning voltage range
- low phase noise
- hermetically sealed

Applications

- PLL circuitry
- frequency synthesizer
- measurements instrumentation

CASE STYLE: A06
PRICE: \$15.95 ea. QTY (5-49)

**+ RoHS compliant in accordance
with EU Directive (2002/95/EC)**

*The +Suffix identifies RoHS Compliance. See our web site
for RoHS Compliance methodologies and qualifications.*

Electrical Specifications

FREQUENCY (MHz)		POWER OUTPUT (dBm)	TUNING VOLTAGE (V)		PHASE NOISE (dBc/Hz) SSB at offset frequencies: Typ.				PULLING pk-pk @ 12 dB (MHz)	PUSHING (MHz/V)	TUNING SENSITIVITY (MHz/V)	HARMONICS (dBc)		3 dB MODULATION BANDWIDTH (MHz)	DC OPERATING POWER	
Min.	Max.	Typ.	Min.	Max.	1 kHz	10 kHz	100 kHz	1 MHz	Typ.	Typ.	Typ.	Typ.	Max.	Typ.	Voltage (V)	Current (mA) Max.
486	510	9.5	0.5	5.0	-70	-92	-116	-135	5.0	0.4	20-30	-26	-20	0.1	12	22

Pin Connections

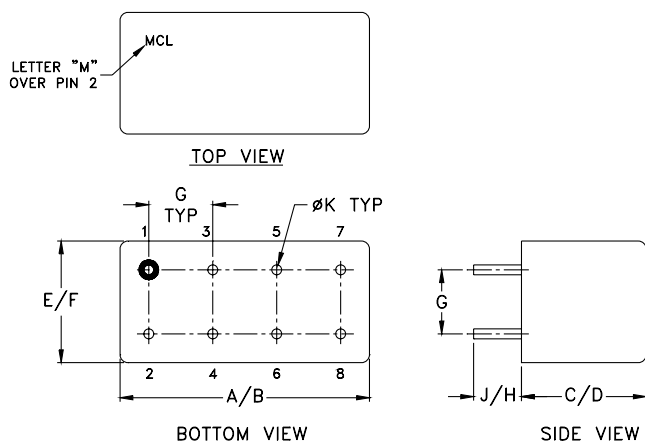
RF OUT	2
VCC	1
V-TUNE	8
GROUND	3,4,5,6,7
CASE GROUND	3,4,5,6,7

Maximum Ratings

Operating Temperature	-55°C to 85°C
Storage Temperature	-55°C to 100°C
Absolute Max. Supply Voltage (Vcc)	+16V
Absolute Max. Tuning Voltage (Vtune)	+7V

all specifications: 50 ohm system
Permanent damage may occur if any of these limits are exceeded.

Outline Drawing



Outline Dimensions (inch/mm)

A	B	C	D	E	F	G	H	J	K	wt
.770	.800	.285	.310	.370	.400	.200	.20	.14	.031	grams
19.558	20.32	7.239	7.874	9.398	10.16	5.08	5.08	3.556	0.7874	5.2

Mini-Circuits®
ISO 9001 ISO 14001 AS 9100 CERTIFIED

P.O. Box 350166, Brooklyn, New York 11235-0003 (718) 934-4500 Fax (718) 332-4661 *The Design Engineers Search Engine* Provides ACTUAL Data Instantly at minicircuits.com

IF/RF MICROWAVE COMPONENTS

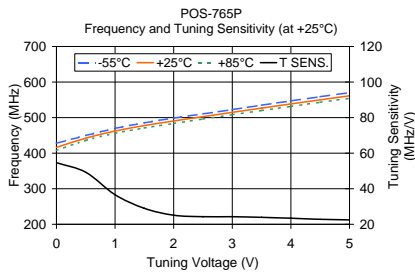
For detailed performance specs
& shopping online see web site

Notes: 1. Performance and quality attributes and conditions not expressly stated in this specification sheet are intended to be excluded and do not form a part of this specification sheet. 2. Electrical specifications and performance data contained herein are based on Mini-Circuit's applicable established test performance criteria and measurement instructions. 3. The parts covered by this specification sheet are subject to Mini-Circuits standard limited warranty and terms and conditions (collectively, "Standard Terms"); Purchasers of this part are entitled to the rights and benefits contained therein. For a full statement of the Standard Terms and the exclusive rights and remedies thereunder, please visit Mini-Circuits' website at www.minicircuits.com/MCLStore/terms.jsp.

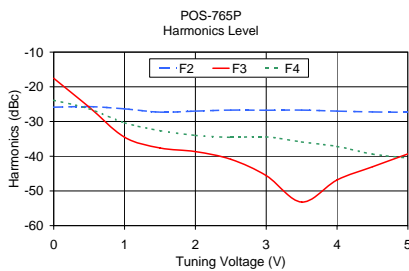
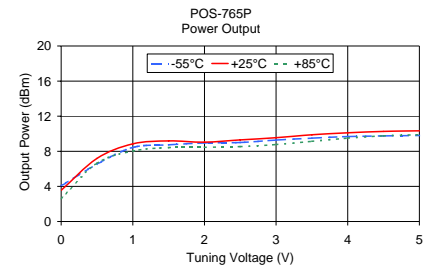
REV. H
M98898
POS-765P
SK/TD/CP
091223
Page 1 of 2

Performance Data & Curves

POS-765P+ POS-765P



V TUNE	TUNING SENS. (MHz/V)	FREQUENCY (MHz)			POWER OUTPUT (dBm)		
		-55°C	+25°C	+85°C	-55°C	+25°C	+85°C
0.00	54.63	427.70	416.18	407.58	4.07	3.55	2.63
0.50	49.27	449.76	442.16	436.07	6.54	7.19	6.64
1.00	36.64	469.81	462.17	455.87	8.44	8.85	8.03
1.50	28.99	485.44	477.47	470.87	8.74	9.18	8.42
2.00	25.11	498.69	490.47	483.76	8.96	9.04	8.46
2.50	24.28	510.52	502.62	496.03	9.01	9.30	8.54
3.00	24.29	522.70	514.74	508.14	9.28	9.55	8.77
3.50	23.93	535.01	526.77	520.09	9.50	9.88	9.14
4.00	23.43	547.10	538.57	531.78	9.68	10.11	9.51
4.50	22.81	558.87	550.08	543.16	9.76	10.27	9.77
5.00	22.46	570.45	561.39	554.32	9.81	10.33	9.90



V TUNE	HARMONICS (dBc)			FREQ. PUSHING (MHz/V)
	F2	F3	F4	
0.00	-25.87	-17.54	-23.87	0.64
0.50	-25.69	-25.85	-26.35	1.02
1.00	-26.35	-34.51	-30.35	0.70
1.50	-27.29	-37.62	-32.62	0.32
2.00	-27.00	-38.67	-34.00	0.19
2.50	-26.71	-40.88	-34.54	0.26
3.00	-26.75	-45.59	-34.42	0.45
3.50	-26.71	-53.21	-35.88	0.32
4.00	-27.00	-46.83	-37.17	0.38
4.50	-27.22	-43.05	-39.39	0.38
5.00	-27.34	-39.34	-40.51	0.51

